




ROYAL *again*

ADVANCES STANDARDS
OF TYPEWRITER VALUE

ADAPTABILITY

CONVENIENCE


SPEED
and
EASE

DURABILITY

The NEW AND GREATER ROYAL TYPEWRITER

Seventeen new features, each a major improvement . . . in addition to more than a hundred refinements of design! A fitting climax to years of research and experimentation. Into the New and Greater Easy-Writing Royal has gone the accumulated genius of generations of skilled craftsmen . . . the honesty and integrity of the world's greatest producer of typewriters. In speed . . . in ease . . . in quiet operation . . . in every detail of design and construction . . . this new Royal establishes entirely new standards of value.

Compare the Work!



TOUCH CONTROL . . . exclusive feature of the new Royal. Operates as simply and easily as a station is dialed on your radio. The key action of the new Royal is instantly visibly adjustable to any degree of touch. Complete adaptability of the machine to the individual touch of the operator, assuring the maximum of comfort throughout the working day.

**A
D
A
P
T
A
B
I
L
I
T
Y**

**C
O
N
V
E
N
I
E
N
C
E**

**S
P
E
E
D**
and
**E
A
S
E**

**D
U
R
A
B
I
L
I
T
Y**




THE NEW AUTOMATIC PAPER LOCK speeds the handling of each sheet, insures a speedier action, clear impressions, sharper carbons, and elimination of "sounding board" effect.


THE NEW PAPER LOCK
A flip of the finger, and the lock opens, permitting the paper to be inserted straight without adjustment. As paper lock closes, it rolls sheet firmly against the cylinder. Withdrawal of the paper automatically opens this new paper lock.

FORWARD TILTING PAPER table permits the tabulator and marginal stops to be adjusted instantly from the front of the new Royal Typewriter.

DECIMAL TABULATOR KEYS placed to allow greater clearance for writer's fingers. The correspondence tabulator key, exclusive to Royal, is conveniently adjacent.




CONVENIENCE



SPEED
and
EASE

DURABILITY

SHIFT FREEDOM is the greatest improvement in typewriters in recent years. Gone are the jar and vibration of shift-key typewriting and the eye confusion of a bobbing carriage. Capitals are typed as smoothly and rhythmically as lower key characters on the Royal.



When you touch the shift key of a Royal, only the type segment moves. Instead of the heavy carriage rising and banging, it remains fixed. Shift freedom is a great boon to every operator. The new accelerating shift is instant, piano-like.



FINGER-COMFORT KEYS are free of curbs and will not injure finger nails or sensitive finger tip nerves. Scientifically designed to eliminate finger-tip — and eye-strain. Non-glare lettering.


NEW LINE-SPACE LEVER is longer, sturdier, easier to return. All other control levers are accessible and carefully designed for speed of handling and convenient operation.





SPEED
and
EASE

DURABILITY

COMPACT TOPS cover the ribbon spools, affording complete protection from dust and dirt. Their movement is fully concealed. A small chromium button releases the covers. Ribbons more accessible and easier to change.

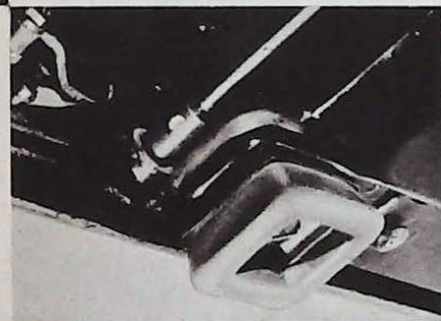


FROM EVERY CONCEIVABLE ANGLE, from front to back, from base to roller, the new Royal is sealed against dust and dirt and erasures, completely protected, resulting in a longer life and a lower maintenance cost.



COMPLETELY MODERN in design, with chromium plating on all parts subject to finger touch, all metal parts treated to resist rust. Special superfine enamel insures a more attractive appearance and a much longer life.

THICK CUSHION FEET, special chassis insets. These blocks of live rubber absorb sound and jars. The new Royal is virtually vibrationless. An easily removable bottom plate completely protects the mechanism from injury.



DURABILITY



WIDE CARRIAGE ROYAL TYPEWRITERS operate as easily as standard machines because regardless of the width of the carriage, only the type segment shifts to capital letters. Wide carriage models available in 12-inch, 14-inch, 18-inch, 20-inch, 26-inch, and 32-inch sizes.

KEY SET TABULATOR MODELS are available in all carriage widths in five decimal key, ten decimal key, or single correspondence key models. Where many columns are written and changed, these machines are of exceptional value.



Specifications OF THE NEW ROYAL TYPEWRITER

CAPACITY: (Standard) Paper 11 inches wide; writing line 9 inches. Also wide carriages, 12" to 32".

KEY BOARD: Standard four-bank available in various arrangements. Finger Comfort keys without curbs. Non-glare lettering.

SHIFT: Two shift keys; shift lock left side, releasable by either shift key. "Shift Freedom" segment shift, exclusively locked in both normal and shifted positions. New type silent spiral stops.

TYPE BAR MECHANISM: Maximum acceleration closest to cylinder creating sharp tap, quicker action, quicker return to normal position; superior manifolding; elimination of type bar interference. Visibly adjustable to individual operator's preference.

SPACE BAR MECHANISM: New by-pass directly to escapement. Carriage moves without raising ribbon, insuring ease and quiet.

ESCAPEMENT: New wheel escapement with exclusive roller trip, making less friction, less wear and lighter operation. New double quiet pawl stop.

CARRIAGE RAILS: With hardened drop forged steel inserts running on ball bearings continuously rotated by gear arrangement. Covered for protection against dust.

PAPER TABLE: Tilts forward giving complete and easy access to marginal and tabular stops. Marginal guide with adjustment scale.

VISIBILITY: No rails, no bars of any kind in front of writing line. Paper completely in view at all times.

CONTROLS: Back spacer left, tabular key right on key board, marginal release above tabular key; double carriage release; long combination line-space and carriage return lever. New easy, quiet, line-space action. 5 Decimal Tabulator Keys available, no extra cost. 10 Decimal Keys available at slight cost; also Key Set Tabulators.

PAPER HOLDING DEVICES: Long rear roll forms straight edge for insertion of paper; automatic paper lock, with rubber rolls, holds paper of any width or size without adjustment; disappearing card holders form inbuilt


card device permitting writing at extreme edges and top and bottom of cards and small sheets of paper.

BASE: New base plate removable without removing feet. Exclusive cushion insulation to eliminate sound and vibration comparable with floating power in automobiles. Suction rubber feet under base plate, rubber cushion between base plate and frame.

DUST PROTECTION: Complete. Glass sides; dust sheds over type bars and rails to catch falling dust; dust sheds over all principal bearings. Bottom dust plate readily removable.

RIBBON: Two color positive control; quick change device preventing soiling of fingers; automatic ribbon reverse; ribbon cut-out for stencil cutting.

FINISH: Base treated with finest quality black baked enamel. External bright parts and finger parts chromium plated wear-resisting, rust-resisting. Never tarnishes, dulls or discolors. Segment and typebars are white metal plated, beautifully finished—rust- and wear-resisting.



ROYAL TYPEWRITER COMPANY, INC. FACTORY: HARTFORD, CONN.
EXECUTIVE OFFICES: 2 PARK AVENUE, NEW YORK CITY
BRANCHES AND AGENCIES THE WORLD OVER