

MOLLE TYPEWRITER



MANUFACTURED BY

Molle Typewriter Company

Offices and Factory

OSHKOSH, WISCONSIN

U. S. A.


MOLLE TYPEWRITER


MANUFACTURED BY

Molle Typewriter Company

OFFICES AND FACTORY

OSHKOSH, WISCONSIN, U. S. A.





Introduction

SOME fifteen years ago John E. Molle was established in the jewelry, watch and repairing business in Sturgeon Bay, Wisconsin. In those days all the typewriters were complicated and easy to get out of repair. There being no typewriter repair shops within a hundred miles, users of typewriters would bring their machines to Mr. Molle to be repaired. It was then that Mr. Molle conceived the idea that many troublesome parts of the complicated typewriters could be eliminated.

He then proceeded to make a typewriter after his own ideas. After four years of hard labor Model No. 1 was completed in 1906. While this machine would write Mr. Molle was not satisfied with it to the extent of placing it on the market. He then commenced to work on his Model No. 2 and by June, 1914 this was completed but it was still not up to his idea of a perfect machine.

Mr. Molle then organized the present Company to complete his Model No. 3 and to first manufacture the necessary tools and dies to get out the many parts of the machine at a minimum expense. We are now manufacturing the Model No. 3.

The Molle Typewriter is manufactured and distributed by the MOLLE TYPEWRITER COMPANY, of Oshkosh, Wis., U. S. A.

The "MOLLE" employs the fundamental principles of all type-bar machines altho in many ways it represents a radical departure. The unit type of construction is embodied in the "MOLLE". It is built in three self contained units, viz: Base, action and carriage, anyone of which may be detached by the operator without the use of tools or removal of working parts, at a moment's notice.

By the use of aluminum instead of cast iron, pressed steel instead of forgings and castings, the "MOLLE" is made extremely light, weighing $11\frac{3}{4}$ pounds, durable, strong and is capable of withstanding severe usage. All working parts are hardened and are as strong as the heavier machines.

MOLLE TYPEWRITER, MODEL THREE

The "MOLLE" is simple and contains about a thousand less parts than other typewriters, therefore greatly eliminating the question of repairs.

The paper-holding device is distinctly new and eliminates the usual paper fingers found on other typewriters. This device makes it possible to hold all sizes of paper and cards from legal sizes to a postage stamp without changing any finger adjustments. It also acts as a tearing-off device, especially appealing to reporters and other literary persons and can be used as a ruling device for pen or pencil without cumbersome attachments.

Altho the "MOLLE" is not a portable typewriter in the strictest sense of the term, it can easily be carried in its carrying case, the weight, including carrying case, being fifteen pounds.

The "MOLLE" is a perfect visible typewriter, has a perfect ribbon feed, interchangeable parts and all bearings are hardened for long wear.

The "MOLLE" is a ninety character machine and is therefore adaptable for use of doctors, druggists, lawyers and other professional men, as well as appealing to over sea markets, where the demand for extra character machines is particularly keen.

The touch of the "MOLLE" is very light and sensitive. The action is flexible and elastic, it is not tiresome to operate and there is no sudden stop or jar to the fingers.

The "MOLLE" combines every well known feature of the up-to-date typewriters with other and greater features.

We know what the public expects of a typewriter, we know what the public has a right to expect of the "MOLLE", which is a fulfillment of this expectation.


The "MOLLE" is constructed to meet a demand which has grown enormously of recent years, for a smaller, lighter, more compact and more portable typewriter than the so called standard models. It can be used as a portable and at the same time will stand the wear and tear of the heavy office work.

MOLLE TYPEWRITER, MODEL THREE

Detailed Description

To Take Typewriter Down—Removing Carriage

Move the right hand marginal stop to the left an inch or two then with the left hand move the carriage to the right so that the draw band under the carriage can be grasped with the right hand and unhooked. Slide the carriage to the left making a clearance so as to hook draw band over projecting screw on the end of carriage rail. Then move the carriage to the left, press marginal stop in so that it will pass the tabulator stop and slide the carriage off.



BASE ACTION

Removing Action


To remove action from frame press down the figure key, which elevates the carriage frame, thus giving plenty of clearance, then remove CAP, FIGURE and BACK SPACER keys. To do this turn machine on its back and pull forward the locking springs and unlock key stems from levers. Then remove the two screws on each side

MOLLE TYPEWRITER, MODEL THREE

of the frame. Now take hold of hood with both hands and lift action out of frame. You now have the three units and can get at any part easily for repairing or cleaning.

To Put Machine Together

Be sure to see that the ribbon lift on the base of the machine enters the slot on the lift holding the ribbon on the action. This is the only part that has to be connected as all other parts will fit automatically. Replace screws and key stems taken out and put carriage back, sliding same on from the left side. *Do Not Force*, carriage will slide on easily if rollers enter rail properly.



BOTTOM VIEW—COMPLETE ASSEMBLY

Frame

The frame of the "MOLLE" is unlike other typewriters in that it is a solid aluminum casting without joints or breaks and resists all strain and vibration. It also reduces the weight of the machine several pounds.

MOLLE TYPEWRITER, MODEL THREE




Plate A

- | | |
|------------------------|------------------------------------|
| 9 Variable Line Spacer | 3 Paper Holder, Tearing Off Device |
| 13 Line Space Lever | 7 Paper Release |
| 19 Ribbon Guide | 15 Carriage Release |
| 18 Ribbon Spool | 6 Platen Knob |
| 11 Figure Shift Key | 19 Ribbon Guide |
| 12 Shift Lock | 18 Ribbon Spool |
| 10 Capital Shift Key | 17 Spool Retainer |
| 8 Line Finder | 23 Tabulator Key |
| 20 Ribbon Lift | 24 Back Spacer |
| 5 Platen | 16 Ribbon Reverse |
| 4 Paper Table | 14 Space Bar |

MOLLE TYPEWRITER, MODEL THREE





Plate B

- 15 Carriage Release
- 7 Paper Release
- 1 Marginal Stops
- 21 Tabulator Stop
- 4 Paper Table
- 22 Tabulator Stop
- 2 Line Space Gauge

MOLLE TYPEWRITER, MODEL THREE

Keyboard

The keyboard is standard, of three banks, ninety characters, cap and figure shift keys, back spacer, tabulator key and a lock for both shifts.



CARRIAGE


Typebars

The typebar is made of a single piece of high grade carbon steel and is designed to eliminate injury to the type caused by the accidental piling of type. These bars after being machined are hardened and tempered in oil thus making the alignment of the typebar permanent and eliminating all danger of it losing its shape as in typebars made of cheaper steel.

Carriage

The carriage of the "MOLLE" is the lightest running of any typewriter made. It has three point ball-bearing rollers running on a V shaped rail, is noiseless and seldom needs oiling. The shift of the carriage is also on ball bearing rollers and the operation of same is very light and easy. There are two release levers, one on each side

of the carriage, convenient to either hand of the operator. The line space lever at the left is so constructed that the same motion which returns the carriage at the end of the writing line also turns the platen to the next writing line.




END VIEW

MOLLE TYPEWRITER, MODEL THREE

Touch

The touch of the "MOLLE" is the lightest and easiest of any typewriter. The action is entirely new and is very flexible and elastic. There being no sudden stop or jar to the fingers. The operator finds the "MOLLE" not only the lightest of touch but the speediest machine on the market.

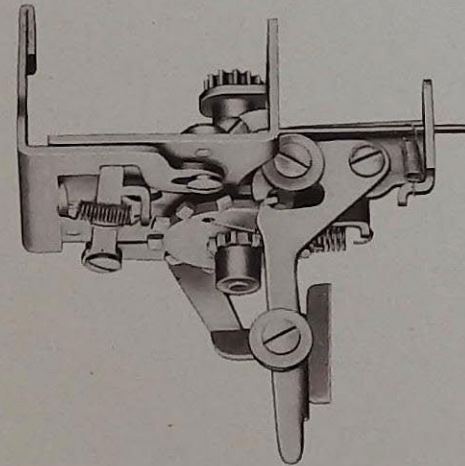


TYPEBAR ACTION

Paper Holding Device

This is distinctly new and eliminates the usual fingers found on all other typewriters. This device makes it possible to hold all sizes of paper and envelopes from legal sizes to a postage stamp. It can also be used as a tearing-off and ruling device, without any cumbersome attachments.

MOLLE TYPEWRITER, MODEL THREE



ESCAPEMENT

Escapement

The escapement of the "MOLLE" was built with the idea in mind that characterizes the "MOLLE TYPEWRITER" in every part, mainly the elimination of unnecessary and troublesome parts such as springs and the troublesome loose escapement dog.

The escapement of the "MOLLE" is of the double drop pinion feed type which does away with the jar on the carriage caused by too great a movement, which is necessary on the single drop machines. Briefly described the "MOLLE" escapement is composed of but three working parts: viz., the feed pinion, escapement wheel and the one-piece escapement dog, all of which are carefully hardened for long wear. The very few parts in this escapement gives the "MOLLE" the fastest escapement of any machine on the market.

To Remove the Platen

Remove the screw holding the left hand platen twirler and the screw holding the little collar, between the carriage end plate and the platen, and the same one holding the collar on the right side, pull on the the right hand twirler and the rod holding platen will come out and platen can then be removed.

To Cut Stencils

Take the ribbon out of the ribbon lift and proceed to cut stencil, letting the ribbon hang between the ribbon guides on the sides.

Platen Release

The platen release is on the left hand side of the carriage right back of the twirler and is operated by pushing same backwards. The operator can then turn the paper to any point desired when ruled paper is used or for filling in work.

Manifolding

The "MOLLE" will do manifolding superior to any machine, as our paper holding device holds the paper tight against the platen. Paper fingers will not hold the papers and carbons tight against the platen in the center. When writing you have a hollow sound and a fainter impression than on the sides.

Visibility

The "MOLLE" is a perfect visible typewriter. The writing line is always in sight and can be read at any time without disturbing the paper.

MOLLE TYPEWRITER, MODEL THREE



CARRYING CASE

Guarantee

The MOLLE TYPEWRITER COMPANY guarantees all machines for the period of one year from defective parts or mechanical construction. The Company further agrees to furnish to agents, for a period of one year, all necessary repair parts free of cost in compliance with the above guarantee.

